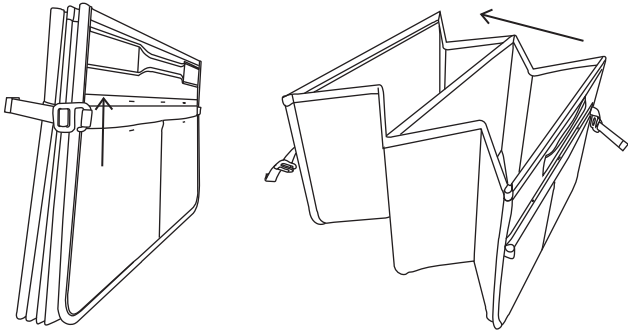


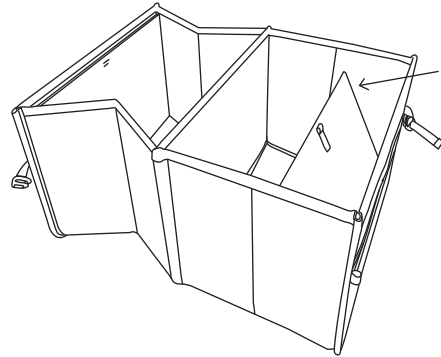
VANESSENTIAL

UNDERSEAT FLOOR STORAGE BOX

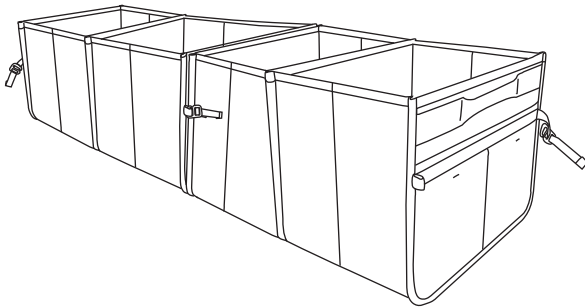
1. Slide the metal hooks out of place to expand the storage box.



2. Push down box base located on the left and right-hand sides so it lays flat on the bottom of the box.



3. If using multiple storage boxes, you can attach them together at the sides by looping the metal hook on one box to the black loop below the blue daisy chain on the second box.



4. If you'd like to store and compress the box down again, use the tabs on the base to pull up so they lay flat against the box walls. Compress the box and secure it into place by looping the metal hook into the black loop below the blue daisy chain.

